

MOTOCUT

Attachments for Safe Pile Cutting

22.10.2019
Sami Pa...



Menotie 1, 33470 Ylöjärvi, Finland | sales@motocut.fi | © Copyright MotoCut Oy. All rights reserved. | www.motocut.fi

1

Background

- The MotoCut concrete pile cutter was invented in 2012 after almost 10 years of cutting piles manually
- Having the experience of manual pile cutting and firsthand knowledge of the process and problems of the inferior way of cutting piles. We knew there must be a better, safer way!
- The MotoCut pile cutter has won the Quality Innovation Award in 2012. The competition was arranged by the Finnish Quality Association.
- The MotoCut pile cutter has been granted a patent and other patents are pending

MOTOCUT

2 Menotie 1, 33470 Ylöjärvi, Finland | sales@motocut.fi | © Copyright MotoCut Oy. All rights reserved. | www.motocut.fi

2

New Facilities –workshop & testing area



MOTOCUT

3

Menotie 1, 33470 Ylöjärvi, Finland | sales@motocut.fi | © Copyright MotoCut Oy. All rights reserved. | www.motocut.fi

3

MotoCut – Safety First!

- Increases significantly operational **job safety**
- **Safe Handling of piles**, no risk of cut piles falling onto operatives undertaking the task using manual cutting methods
- **Operated from a safe distance in an isolated climate-controlled excavator cabin**
 - No HAVS* issues
 - No Silica dust issues

*Hand and Arm Vibration Syndrome (HAVS)

MOTOCUT

4

Menotie 1, 33470 Ylöjärvi, Finland | sales@motocut.fi | © Copyright MotoCut Oy. All rights reserved. | www.motocut.fi

4

Pile Cutting Benefits with MotoCut

- Even up to **5x higher production capacity** compared to traditional methods
- **High quality** and predictable cutting result
- Easy to transport to the job site and **attach to an excavator**
- Independent of construction site work plan and **accelerates the site schedules**
- With MotoCut Pile Cutter it's possible to **place the cut-offs where desired**
- MotoCut Pile Cutter can be attached to **7-30 tn excavators**, depending on the MotoCut model

MOTOCUT

5

Menotie 1, 33470 Ylöjärvi, Finland | sales@motocut.fi | © Copyright MotoCut Oy. All rights reserved. | www.motocut.fi

5

MotoCut product portfolio



Q-350	Q-400	Q-350S	Q-500S	P-400	P-600	MotoTilt 15 & 25
Cut & break		Full cut		Plasma	Plasma	Tiltrotator
Water Heating System						
MotoCut Diamond blades						
Position sensor (level)						

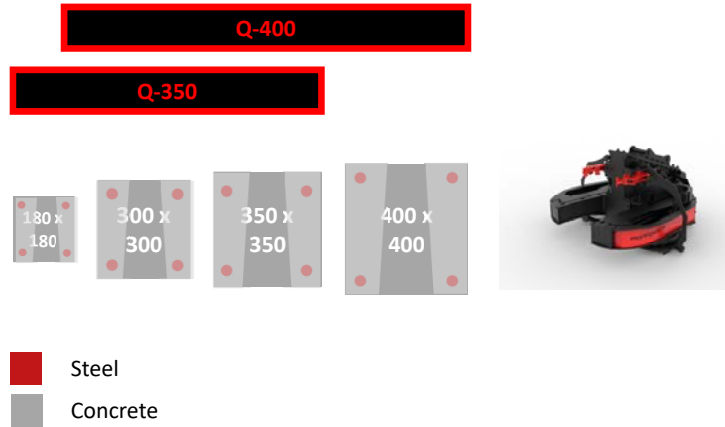
MOTOCUT

6

Menotie 1, 33470 Ylöjärvi, Finland | sales@motocut.fi | © Copyright MotoCut Oy. All rights reserved. | www.motocut.fi

6

Products – Concrete pile cutters (cut&break)



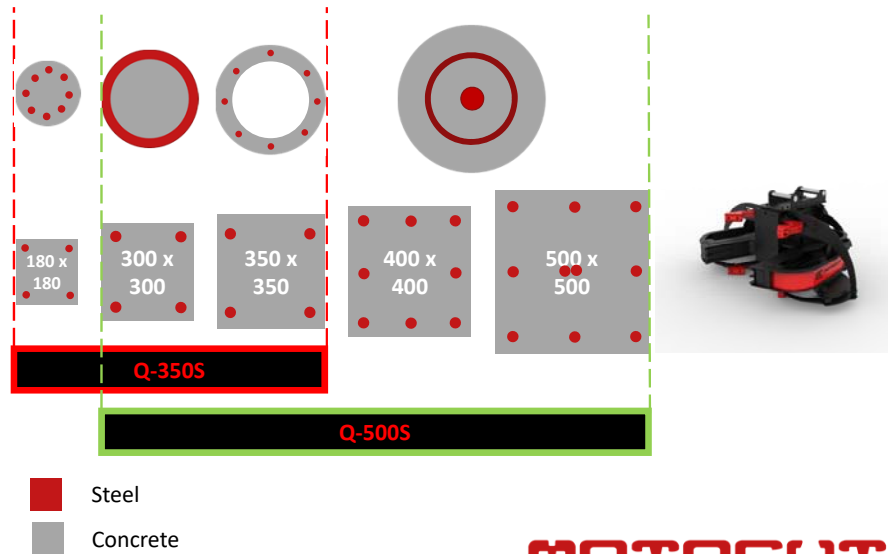
7

Menotie 1, 33470 Ylöjärvi, Finland | sales@motocut.fi | © Copyright MotoCut Oy. All rights reserved. | www.motocut.fi

MOTOCUT

7

Products – Concrete pile cutters (full cut)



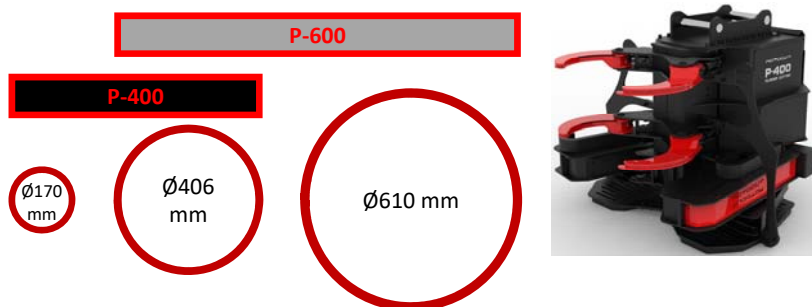
8

Menotie 1, 33470 Ylöjärvi, Finland | sales@motocut.fi | © Copyright MotoCut Oy. All rights reserved. | www.motocut.fi


MOTOCUT

8

Products – Steel pile cutters (plasma)



 Steel
 Concrete

Existing product => 

Under development => 

MOTOCUT

9

Menotie 1, 33470 Ylöjärvi, Finland | sales@motocut.fi | © Copyright MotoCut Oy. All rights reserved. | www.motocut.fi

9

MotoTilt Quick Installation

1. Attach the MotoCut with MotoTilt to the excavator boom
2. Main power cable from MotoTilt to excavator battery
3. Plug in MotoTilt cabin unit
4. Hydraulics from the auxillary line to MotoTilt
5. Adjust auxillary line pressure and flow



MotoCut with MotoTilt is ready to cut piles!

MOTOCUT

10

Menotie 1, 33470 Ylöjärvi, Finland | sales@motocut.fi | © Copyright MotoCut Oy. All rights reserved. | www.motocut.fi

10

MotoTilt Quick Installation



MOTOCUT

11

Menotie 1, 33470 Ylöjärvi, Finland | sales@motocut.fi | © Copyright MotoCut Oy. All rights reserved. | www.motocut.fi

11

Thank You!



MOTOCUT

12

Menotie 1, 33470 Ylöjärvi, Finland | sales@motocut.fi | © Copyright MotoCut Oy. All rights reserved. | www.motocut.fi

12